



COPPER MOUNTAIN CONSOLIDATED METROPOLITAN DISTRICT

0477 COPPER ROAD
0800 COPPER ROAD, BOX 3002
COPPER MOUNTAIN, CO 80443

Copper Mountain - Channel Scanning Instructions for TV's

October, 2019

Different Types of TVs will have different steps for channel scanning. After Copper Mountain turns off the analog channels, this document should act as a primary guideline for channel scanning

****Analog TV's (tube-type and older flat screen TVs) won't scan digital channels ****

Copper Mountain is now on a fully digital system, with 75 digital channels

Step 1

- Access the **TV menu** via remote control or button on the physical TV itself.
- See pictures below.





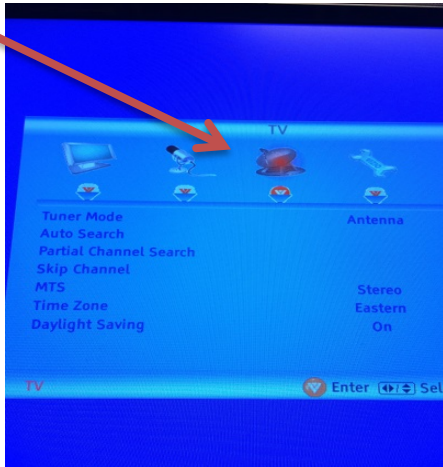
COPPER MOUNTAIN CONSOLIDATED METROPOLITAN DISTRICT

0477 COPPER ROAD
0800 COPPER ROAD, BOX 3002
COPPER MOUNTAIN, CO 80443

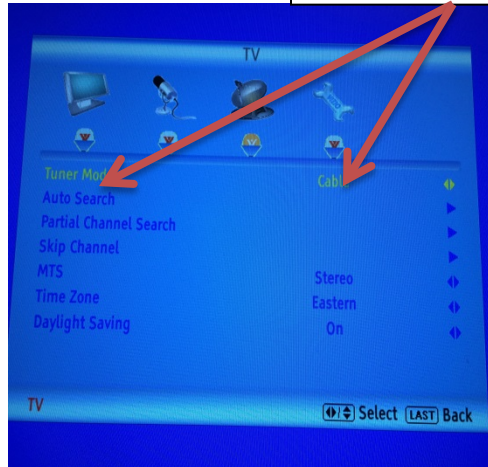
Step 2

- Find the Setup option and locate Channel Scan, which can also be called Auto Program, Auto Channel Scan, Auto Search or Channel Programming.
- Make sure the Tuner Mode is set to Cable, not Antenna.
- If you're given the option for STD, HRC, or IRD also make sure STD (Standard) is chosen before beginning the scan.
- Then press OK, Start, or Begin Scan to initiate the channel scanning process.
- See examples below.

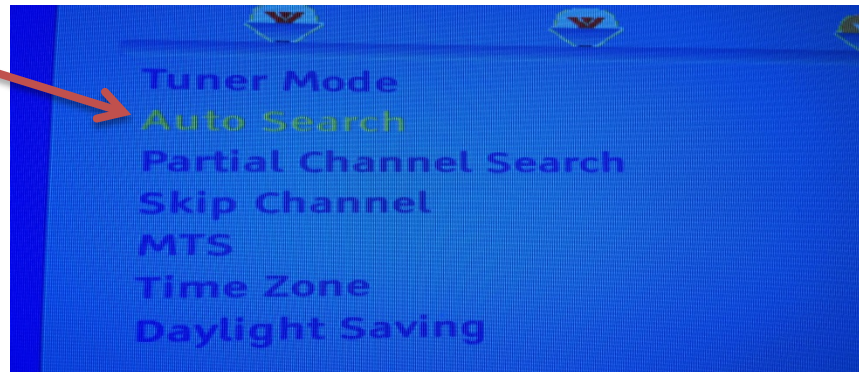
TV Setup Option



Tuner Mode set to Cable



Auto Search Option






COPPER MOUNTAIN CONSOLIDATED METROPOLITAN DISTRICT

0477 COPPER ROAD
0800 COPPER ROAD, BOX 3002
COPPER MOUNTAIN, CO 80443

Step 3

- Allow channel scanning to complete which may take half an hour or more on some TVs.



Step 4

- Record how many digital channels the TV scans and make sure it matches the number of digitals in the system, which is **75 digital channels at Copper Mountain.**
- Some older TVs will not scan all digital channels, (the tuner will not allow it), so the number may not always be 75.
- View some of the TV channels to confirm that you are not experiencing any picture clarity problems such as tiling, green screen or pixilation.

COMPLETE!



Eric Hookanson

Cable TV & Internet Services Manager

Copper Mountain Consolidated Metropolitan District

P 970-968-2537 Ext 202

C 970-485-0586

EHookanson@cmcmdi.com

cabletv@cmcmdi.com

Resort Internet

24 Hour Support Desk – 877-208-4141

Resort Internet Dispatch - support@resortinternet.com